

American Society of Echocardiography

ASE 2020

THE NEXT
MILLENNIUM

Scientific Sessions

**Gaylord Rockies Resort &
Convention Center
Denver, Colorado**

June 19-22, 2020

[ASEScientificSessions.org](https://asescientificsessions.org)

ADVANCE PROGRAM

We are delighted to invite you to join us in Denver, CO, June 19-22, 2020, to celebrate the ASE's 31st Scientific Sessions!

The ASE 2020 sessions will not be your ASE of old. We are calling it **THE NEXT MILLENNIUM** since there will be substantial changes in format, content, and delivery. After 30 years of generally similar sessions format, Denver will change the way ASE presents itself for its yearly marquee event. We sincerely hope you will be there to personally experience the new ASE program.

Echocardiography remains the most common cardiac imaging modality in practice. Despite being around since the 1950s, echocardiography seems to re-invent itself with regards to emerging technology and new scopes of practice. We are excited that ASE 2020 offers the best opportunity to learn about all these stimulating developments while still providing a comprehensive forum for gaining fundamental echo knowledge.

Here are SEVERAL great reasons to see you in Denver (the number 3 will help you remember):

- **3-day program** – This allows you to enjoy Denver or get back home sooner without compromising on the learning.
- **3 Episodes of Care sessions** – 90-minute sessions where experts will walk you through a patient from initial presentation to evaluation to intervention. For the first time, you will hear from ALL specialties in our Society and beyond, including sonographers, echocardiographers, emergency physicians, vascular medicine, CT/MRI/Nuclear experts, anesthesiologists, interventional cardiologists, cardiac surgeons, and critical care medicine.
- **3 additional imaging modalities** – CT, MRI, and Nuclear modalities will be featured substantially in the Episodes of Care and other sessions.
- **3 Part ASE Amazing Game Show** – Register early and you may end up on the WILD CARD Team. An all NEW game show with audience participation! Fun + learning + good-hearted competition – you do not want to miss this on Sunday afternoon!

The main theme for ASE 2020 is **ARTIFICIAL INTELLIGENCE and ECHO** – AI in Echo is the tsunami that is on its way and soon to hit your shore. Learn all about AI at the keynote plenary lecture on Sunday morning and at other dedicated sessions.

The other areas of focus will be **STRUCTURAL HEART, STRAIN, 3D/4D, and CONTRAST**. The ASE staples of fundamental echo, diastology, valve disease, and heart failure will continue to be featured alongside enhanced content in Circulation, Perioperative, and Point-of-Care Ultrasound. The popular chalk talk sessions will also be featured.

ASE CARES is a major new initiative of the Society and will be featured in ASE 2020 in the form of two dedicated sessions. It is all about work-life balance, keeping yourself healthy, and offering new knowledge about keeping oneself mentally and physically strong in this stress-filled world.

We will have a series of **VALUE** sessions led by echo and regulatory experts where you can learn all about quality, reimbursement, and regulatory issues relating to the practice of echocardiography. There are new codes and requirements that we all need to be updated on. The well-liked **LEARNING LABS on 3D and STRAIN** are back. **EARLY CAREER** sessions will focus on mentorship and sponsorship of early career members.

Do not forget to attend and learn about the latest and greatest in scientific progress at the **Arthur E. Weyman Young Investigator's Award Competition** and the **Brian Haluska Sonographer Research Award Competition**.

Dr. Haider Warraich, celebrated author and cardiologist behind the best-sellers *State of the Heart* and *Modern Death*, will be speaking and signing copies of his books.

Celebrate **ALL the COLORS of the WORLD at the ASE Foundation 11th Annual Research Awards Gala** on Sunday, June 21st at the Gaylord Convention Center. Book early and avoid being *discolored* with envy!

Lastly, the Gaylord Rockies is a fantastic venue for you to bring your family and enjoy all the amenities they have to offer like an indoor and outdoor pool, lazy river, mini golf, tennis, hiking trails, and more. Denver also offers many fun activities whether it is sports, music, outdoorsy stuff, micro-breweries, or the thriving foodie scene. So bring your family and colleagues and get a selfie/groupie at the **ASE 2020 MILLENNIUM WALL**, and let's make it an **ASE DENVER to REMEMBER**.

Sincerely,



Theodore P. Abraham

Theodore P. Abraham, MD, FASE
ASE 2020 Program Chair
University of California, San Francisco
San Francisco, CA

Sincerely,



Sue D. Phillip

Sue D. Phillip, RCS, FASE
ASE 2020 Sonographer Co-Chair
Johns Hopkins Medicine
Baltimore, MD

SPECIAL WORKSHOPS AND LEARNING LABS AT ASE 2020

ADULT CONGENITAL HEART DISEASE PRIMER*

This session is designed for adult sonographers and physicians with comprehensive lectures including approach to segmental anatomy, evaluation of intracardiac shunts, transposition of great arteries, congenital mitral and tricuspid anomalies, and aortic arch anomalies.

ADULT CONGENITAL HEART DISEASE: INTRODUCTION TO SCANNING PATIENTS: HANDS-ON*

This hands-on interactive workshop will be led by highly experienced ACHD sonographers and is geared towards providing learning opportunities for adult sonographers and physicians. The workshop will start with a brief presentation on protocol for scanning ACHD patients and technical tips and tricks to image congenital heart defects.

ALL THINGS POCUS*

This didactic lecture session will feature anesthesia, critical care, vascular, and emergency medicine experts addressing their specialties rapidly expanding use of point of care ultrasound in the care of patients and how these new applications of POCUS may integrate with conventional echocardiography.

FETAL WORKSHOP*

This interactive workshop is focused on teaching the assessment of normal cardiac anatomy, hemodynamics, and rhythm assessment required for fetal echocardiography. By the end of the session attendees will have gained knowledge about the components required for a comprehensive fetal echocardiographic assessment. This will be achieved by didactics, case discussions, and hands-on demonstration with live scanning.

HOW TO OPTIMIZE AND ENHANCE HEALTHCARE PRACTITIONER WELLBEING AND PATIENT OUTCOMES

This Wellbeing Bootcamp addresses why wellbeing matters (both personally and professionally) and how healthcare practitioners can use evidence-based mindfulness and lifestyle practices to enhance their overall wellbeing. The session will focus on key issues such as burnout, stress, and mental health concerns as well as the implications of practitioner wellbeing on patient outcomes.

IAC ECHOCARDIOGRAPHY BOOTCAMP

In partnership with the Intersocietal Accreditation Commission (IAC), ASE is offering this unique, interactive session as an opportunity to learn everything you need to know about accreditation or reaccreditation directly from IAC experts in a succinct two-hour format.

TODAY'S INNOVATIONS, TOMORROW'S PRACTICE OF MEDICINE

This lecture session will survey the current state of cutting-edge echocardiographic technology and point to practical applications. Attendees will learn how soon that they may expect to apply these techniques to their practice.

LEARNING LABS*

Course attendees have access to small-group ticketed sessions to participate in hands-on workshops throughout the program. See the Schedule at a Glance on pages 5-7 for details on dates and times.

- **3D Echo in Congenital Heart Disease**
- **3D/4D Slice, Dice, Reconstruct, and Calculate** (*Offered Twice*)
- **Advanced Strain Imaging: Learn the Patterns and Pitfalls**
- **Basic 2D Measurements: Utilizing ASE Guidelines**
- **Virtual Reality Learning Lab** (*Offered Twice*)

** Additional fee required for these sessions. Tickets sold during registration process.*

Grand Challenge Summit to Stop Work-Related Musculoskeletal Disorders (WRMSD) Resulting from the Performance of Diagnostic Medical Ultrasound ~ \$160

This Summit, hosted by an alliance of ultrasound organizations, will bring leading groups, activists, educators, researchers, and others together to tackle this intractable crisis and find solutions. The Summit will be held from 7:30 AM - 2:30 PM on Tuesday, June 23, with the goal to improve the impact, metrics, coordination, funding, and communication necessary to deal with the WRMSD crisis. Participation is limited to 75 individuals, and specific invitations and program

information will be forthcoming. Attendees should be familiar with MSK issues and generally interested in working to solve these problems. Continental breakfast and lunch are included in the registration fee. For more information about the WRMSD Grand Challenge, please contact 240-386-1554.

Please note this session is not a part of the official ASE 2020 Scientific Sessions program. A separate registration is required for this event. For more information please visit ASEcho.org/WRMSD.

DISCOVER THE NEXT MILLENNIUM

ASE 2020 will feature exciting new ways of learning. An Episodes of Care session is a highlight of each day focusing on the collaborative role of ALL specialties in patient management. More Chalk Talks than ever before allow for interactions with world-class experts and a new three-part game show is sure to offer great entertainment and education.



PATIENT CARE

Take home useful information on the latest new technology, obtain an in-depth understanding of the newest ASE Guidelines, and learn how you can implement them in your practice.

ASE CARES

Whether it is learning about mindfulness and resilience or spending time with the puppies in the Innovation & Networking Center, ASE knows you need more than just clinical education. Be sure to join us for the many social and networking events planned to give yourself time to recharge.



CUTTING-EDGE RESEARCH

ASE 2020 will feature over 400 cutting-edge research posters on the latest advances in cardiovascular ultrasound and cases illustrating evolutions in patient care. Exceptional research will be featured throughout the Scientific Sessions.



PROFESSIONAL DEVELOPMENT

ASE 2020 offers sessions focused on your overall professional development including Lab Management, Quality and Value, Creating Your Niche, and A Business Primer to name a few.

HANDS-ON LEARNING

Learning Labs and workshops offered throughout the program are an opportunity for smaller groups to interact with faculty or have hands-on learning. There are a total number of 11 workshops and Learning Labs. See page 3 for details on these offerings.



NETWORKING

Echo enthusiasts from over 50 countries attend the ASE Scientific Sessions. The President's Reception, Early Career Networking Event, and Innovation & Networking Center are the perfect places to meet colleagues, ASE leaders, and industry representatives.

WORLD-CLASS SPEAKERS

The 31st Annual Edler Lecture will be presented by Past President **Jonathan Lindner, MD, FASE**, Oregon Health & Science University. **Shelby Kutty, MD, PhD, MHCM, FASE**, Johns Hopkins Hospital School of Medicine, will deliver the 21st Annual Feigenbaum Lecture. **Brian Fowlkes, PhD**, University of Michigan, will give the Kalmanson Lecture, and ASE Past President **Julius Gardin, MD, FASE**, Rutgers New Jersey Medical School, will deliver the bi-annual Kerber Lecture.










SOMETHING FOR EVERYONE

Focused sessions in all areas including POCUS, Circulation and Vascular, Pediatrics, and Perioperative. The Pediatric track, with 18.5 CME hours, is the most robust offering of pediatric echo content offered at any echo conference. There are also sessions focused on Early Career development to help our up-and-coming members benefit from all ASE has to offer.































SCHEDULE AT A GLANCE

FRIDAY, JUNE 19

| REGISTRATION OPEN: 12:00 – 6:30 PM | | | | |
|------------------------------------|--|---|--|--|
| 2:00 – 4:00 PM |  Today's Innovations, Tomorrow's Practice of Medicine |  Fetal Workshop* |  Adult Congenital Heart Disease Primer* |  IAC Bootcamp |
| 4:00 – 4:15 PM | REFRESHMENT BREAK | | | |
| 4:15 – 6:15 PM |  How to Optimize and Enhance Healthcare Practitioner Wellbeing and Patient Outcomes |  All Things POCUS* |  Adult Congenital Heart Disease: Introduction to Scanning Patients: Hands-on* | |
| 6:30 – 8:00 PM | SCIENCE AND TECHNOLOGY THEATER | | | |
| 7:30 – 9:00 PM | COUNCIL BUSINESS MEETINGS AND NETWORKING EVENTS | | | |

* These are ticketed events and an additional fee is required.

SATURDAY, JUNE 20

| REGISTRATION OPEN: 6:00 AM – 6:30 PM | | | | | | | |
|---|--|--|--|--|--|---|--|
| INNOVATION & NETWORKING CENTER OPEN: 3:30 – 6:30 PM | | | | | | | |
| 7:00 – 7:50 AM |  Stress and Strain: Role in Valve Disease Evaluation |  Circulation in Women |  What is the Horizon in Procedural Imaging |  Imaging in Mechanical Circulatory Support: Impellas and ECMOs and VADs, oh my! |  Echo Saves the Day: Case-based Learning |  Adapting Novel Technologies and Fields to Clinical Practice | |
| 8:00 – 9:45 AM |  ASE AWARD PRESENTATIONS, FASE RECOGNITION, AND 31 ST ANNUAL EDLER LECTURE | | | | | | |
| 9:45 – 10:00 AM | REFRESHMENT BREAK | | | | | | |
| 10:00 AM – 12:00 PM | LEARNING LAB: Basic 2D Measurements: Utilizing ASE Guidelines (TICKETED EVENT. ADDITIONAL FEE REQUIRED) | | | | | | |
| 10:00 – 11:30 AM |  What I Love/Hate About Echo: The Legends Reminisce |  Quality and Value Summit |  POCUS in Unstable Patients |  Comprehensive Evaluation of the Aorta: The Opening Ceremony |  50 Shades of Grey (Scale) in Peri-Procedural Imaging |  Educator Summit: Contrast and Competency | |
| 11:30 AM – 1:00 PM | SCIENCE AND TECHNOLOGY THEATER: LANTHEUS | | | | | | |
| 11:30 AM – 1:00 PM |  Meet the Faculty | | | | | | |
| 12:30 – 1:15 PM | CHALK TALKS: Strain / Training the Next Generation of Imagers | | | | | | |
| 12:30 – 2:30 PM | LEARNING LAB: Advanced Strain Imaging: Learn the Patterns and Pitfalls (TICKETED EVENT. ADDITIONAL FEE REQUIRED) | | | | | | |
| 1:00 – 2:30 PM |  Episode of Care 1: Coronary Disease |  Active Echocardiography: Advances in Ultrasound Therapeutics (Kalmanson Lecture) |  Imaging Emerging Structural Heart Technology in Bite Size Chunks |  All About the Connections: Adult Congenital Heart Disease |  Post Myocardial Infarction Mechanical Complications |  Simulated Heart Valve Team Cases Discussion: Mitral |  Strain Cases |
| 2:30 – 3:00 PM | REFRESHMENT BREAK CHALK TALKS: An Introduction to Artificial Intelligence / Doppler: Doing it Right | | | | | | |
| 3:00 – 4:30 PM |  Right Heart Valve Disease, Tricuspid Regurgitation, and Pulmonary Regurgitation |  Special Session: Echo in Women |  The Broad Spectrum of Lab Management |  Council Chair's Address and Echo Jeopardy |  The Right Stuff! (COPE Business Meeting) |  Creating Your Niche as an Early Career Echocardiographer |  Inflammatory Cardiovascular Diseases (Joint ASE/USE Session) |
| 4:30 – 6:30 PM | PRESIDENT'S RECEPTION INNOVATION & NETWORKING CENTER  | | | | | | |
| 6:00 – 7:30 PM |  ASE CARES: Mindfulness | | | | | | |
| 6:30 – 8:00 PM | SCIENCE AND TECHNOLOGY THEATER: GE | | | | | | |

CIRCULATION (C) IMAGING ESSENTIALS (E) ISCHEMIA (I) PEDIATRIC/CONGENITAL (PC) POINT OF CARE (POC) VALVES (V)
 EARLY CAREER (EC) INNOVATION/TECHNOLOGY (IT) MYOCARDIUM/FUNCTION (M) PERIOPERATIVE (P) SPECIAL SESSIONS (S)
































● BASIC ■ BASIC/INTERMEDIATE ▲ INTERMEDIATE ◆ INTERMEDIATE/ADVANCED ♦ ADVANCED ★ BASIC/INTERMEDIATE/ADVANCED

Schedule subject to change. For detailed information, please download the ASE Courses app or visit [ASEScientificSessions.org](https://www.ase-scientific-sessions.org).

#ASE2020 5

SCHEDULE AT A GLANCE

SUNDAY, JUNE 21

| REGISTRATION OPEN: 6:30 AM – 6:30 PM | | | | | | | |
|--|---|--|--|---|---|---|---|
| INNOVATION & NETWORKING CENTER & POSTERS OPEN: 9:00 AM – 3:30 PM | | | | | | | |
| 7:00 – 7:50 AM | |  Moving Beyond Conventional Echo |  3D Imaging |  The Evolution of Stress Testing |  Circulation Rapid Fire Cases: 100 Yard Dash! |  Imaging Considerations in Hypertrophic Cardiomyopathy |  Multimodality Right Ventricle |
| 8:00 – 9:30 AM |  ARTIFICIAL INTELLIGENCE AND WHAT IT MEANS TO YOU – GARDIN LECTURE | | | | | | |
| 9:30 – 10:15 AM | REFRESHMENT BREAK: Visit Innovation & Networking Center and Posters CHALK TALKS: Amyloidosis / Promoting Diversity and Inclusivity in Your Program | | | | | | |
| 9:45 – 10:45 AM | SCIENCE AND TECHNOLOGY THEATER: ABBOTT | | | | | | |
| 9:45 – 10:45 AM |  Imaging Journals Editors' Roundtable | | | | | | |
| 9:45 AM – 11:45 AM | LEARNING LAB: 3D/4D Slice, Dice, Reconstruct, and Calculate (TICKETED EVENT. ADDITIONAL FEE REQUIRED) | | | | | | |
| 10:15 – 11:45 AM |  Episode of Care 2: Mitral Valve Disease |  Value of Myocardial Strain Imaging |  On the Horizon |  Innovation in POCUS: A Case-based Approach |  A Case-based Approach to Echo in Mechanical Support Devices and Transplantation |  Role of Imaging in Cardiomyopathies |  Following the Contrast Guidelines: Break Out the Bubbles! |
| 11:45 AM – 1:15 PM | SCIENCE AND TECHNOLOGY THEATER: BRACCO | | | | | | |
| 11:45 AM – 1:15 PM | SCIENCE AND TECHNOLOGY THEATER: ULTROMICS | | | | | | |
| 12:00 – 1:00 PM | MODERATED POSTERS: Innovation & Networking Center | | | | | | |
| 1:00 – 3:00 PM | LEARNING LAB: Advanced Strain Imaging: Learn the Patterns and Pitfalls (TICKETED EVENT. ADDITIONAL FEE REQUIRED) | | | | | | |
| 1:15 – 2:45 PM |  Simulated Heart Valve Team Cases Discussion: Tricuspid |  Stress Echo: Beyond the Borders |  Peri-Procedural Echo-Challenges! |  Aorta Pathology and Complications: Don't Foul Out! |  Cardiac Function Assessment and Outcomes |  Update on Infiltrative Cardiomyopathies |  Becoming an Expert at Valvular Assessment |
| 2:30 – 3:30 PM | SCIENCE AND TECHNOLOGY THEATER: SIEMENS HEALTHINEERS | | | | | | |
| 2:45 – 3:30 PM | REFRESHMENT BREAK: Visit Innovation & Networking Center and Posters CHALK TALKS: Expanding Indications for Transcatheter Valves / Recommendations for Echo Labs Participating in POCUS and Critical Care Echo Training | | | | | | |
| 3:00 – 5:00 PM | LEARNING LAB: 3D/4D Slice, Dice, Reconstruct, and Calculate (TICKETED EVENT. ADDITIONAL FEE REQUIRED) | | | | | | |
| 3:30 – 5:00 PM |  Brian Haluska Sonographer Research Award Competition |  Renaissance in Cardiac Imaging to Assist Cardiac Interventions (Joint ASE/EACVI Session) |  Updates on Mitral Regurgitation |  Myocardial Perfusion Imaging with Echo Enhancing Agents |  HFpEF: Everything You Need to Know... and More |  Echo Technology at the Cutting Edge of Knowledge (Kerber Lecture) |  Great Debates |
| 3:30 – 5:00 PM |  Early Career Meet and Greet | | | | | | |
| 3:45 – 4:30 PM | CHALK TALK: Scanning Other Species | | | | | | |
| 5:00 – 6:30 PM |  THE AMAZING ASE GAMESHOW | | | | | | |
| 6:30 – 8:00 PM | SCIENCE AND TECHNOLOGY THEATER | | | | | | |
| 7:00 – 11:00 PM | ASE FOUNDATION 11 TH ANNUAL RESEARCH AWARDS GALA <i>This event requires a separate registration. Proceeds benefit the ASE Foundation's charitable activities.</i> | | | | | | |

CIRCULATION (C) IMAGING ESSENTIALS (E) ISCHEMIA (I) PEDIATRIC/CONGENITAL (PC) POINT OF CARE (POC) VALVES (V)
 EARLY CAREER (EC) INNOVATION/TECHNOLOGY (IT) MYOCARDIUM/FUNCTION (M) PERIOPERATIVE (P) SPECIAL SESSIONS (S)

 BASIC  BASIC/INTERMEDIATE  INTERMEDIATE  INTERMEDIATE/ADVANCED  ADVANCED  BASIC/INTERMEDIATE/ADVANCED

SCHEDULE AT A GLANCE

MONDAY, JUNE 22

| REGISTRATION OPEN: 6:30 AM – 5:00 PM | | | | | | | |
|--|--|--|--|--|--|---|---|
| INNOVATION & NETWORKING CENTER & POSTERS OPEN: 9:00 AM – 3:30 PM | | | | | | | |
| 7:00 – 7:50 AM | M The Pericardium: It's a Wrap, and So Much More | PC Multimodality Imaging in Adolescents and Young Adults | P Functional Mitral Regurgitation in 2020 | IT The Future State of Echocardiography | V Valve Stenosis | M MRI and CT for the Echocardiographer | M Atrial Fibrillation: Insights from Imaging |
| 8:00 – 9:30 AM | I Echo in Ischemic Heart Disease | E How Well Do You Know the Types of Cardiomyopathy? | POC New Frontiers in Ultrasound: POCUS and beyond | PC Imaging Solutions to Clinical Conundrums in Congenital Heart Disease | S Value Summit: Practical Approaches for Achieving Value in Echocardiography | M Cardio-Oncology in the Real World (Joint ASE/EACVI Session) | C The Circulation Olympics: Debate for the Gold Medal! |
| 8:00 – 11:30 AM | LEARNING LAB: 3D Echo in Congenital Heart Disease (TICKETED EVENT. ADDITIONAL FEE REQUIRED) | | | | | | |
| 9:00 – 10:15 AM | LEARNING LAB: Virtual Reality: The Next Frontier in Echocardiography (TICKETED EVENT. ADDITIONAL FEE REQUIRED) | | | | | | |
| 9:30 – 10:15 AM | REFRESHMENT BREAK: Visit Innovation & Networking Center and Posters CHALK TALKS: Decoding the CPT/RUC Process - What it Means for Echo Reimbursement / What Do You Need to Know about MSK | | | | | | |
| 9:00 – 10:00 AM | EC Dual Perspectives | | | | | | |
| 9:45 – 10:45 AM | SCIENCE AND TECHNOLOGY THEATER | | | | | | |
| 10:15 – 11:45 AM | S Episode of Care 3: Cardiomyopathy: Mechanical Circulatory Support Transplant | V How to Quantitate Valvular Regurgitation | PC Challenging Case: Fetus to Adults with Congenital Heart Disease | I 2020 Vision for Assessment of Myocardial Ischemia: Which Test is Best? | S Value Summit: A Business Primer for the Echo Community | E Assessment of Left and Right Ventricular Function: Left Atrial Diastology | IT Applied Ultrasound Physics: What Clinicians Need to Know |
| 11:45 AM – 1:15 PM | SCIENCE AND TECHNOLOGY THEATER: PHILIPS | | | | | | |
| 12:00 – 1:00 PM | MODERATED POSTERS: Innovation & Networking Center | | | | | | |
| 12:15 – 1:00 PM | CHALK TALK: Diastology | | | | | | |
| 1:00 – 2:30 PM | PC Multimodality Imaging of the Myocardium and Intracardiac Masses | | | | | | |
| 1:15 – 2:45 PM | S ARTHUR E. WEYMAN VIA COMPETITION AND 21 ST ANNUAL FEIGENBAUM LECTURE | | | | | | |
| 2:45 – 3:45 PM | SCIENCE AND TECHNOLOGY THEATER | | | | | | |
| 2:45 – 3:30 PM | REFRESHMENT BREAK: Visit Innovation & Networking Center and Posters CHALK TALKS: Contrast / Hospital Administrator Tips | | | | | | |
| 3:00 – 4:15 PM | LEARNING LAB: Virtual Reality: The Next Frontier in Echocardiography (TICKETED EVENT. ADDITIONAL FEE REQUIRED) | | | | | | |
| 3:30 – 5:00 PM | M Pulmonary Hypertension: What's Echo Got to Do With It? | E Imaging a Weak Heart | I Echo in Acute Myocardial Infarction: From Diagnosis to Therapy | IT Artificial Intelligence in Echocardiography: Friend or Foe? | PC Current and Upcoming Strategies in Management of Fetal Cardiac Disease | V Percutaneous Valve Therapy: Image Guidance | M Hypertrophic Cardiomyopathy |

Accreditation and Designation

ASE is accredited by the Accreditation Council for Continuing Medical Education to provide continuing medical education for physicians.

ASE designates this activity for a maximum of **32.25 AMA PRA Category 1 Credit™** pending approval.



CIRCULATION (C) **IMAGING ESSENTIALS (E)** **ISCHEMIA (I)** **PEDIATRIC/CONGENITAL (PC)** **POINT OF CARE (POC)** **VALVES (V)**
EARLY CAREER (EC) **INNOVATION/TECHNOLOGY (IT)** **MYOCARDIUM/FUNCTION (M)** **PERIOPERATIVE (P)** **SPECIAL SESSIONS (S)**

● BASIC ■ BASIC/INTERMEDIATE ▲ INTERMEDIATE ◆ INTERMEDIATE/ADVANCED ◆ ADVANCED ★ BASIC/INTERMEDIATE/ADVANCED

Schedule subject to change. For detailed information, please download the ASE Courses app or visit [ASEScientificSessions.org](https://www.ase-scientific-sessions.org).

#ASE2020 7

INNOVATION & NETWORKING CENTER

The exchange of information and access to new concepts, technology, devices, and research is a vital component of professional development. Get face-to-face with the industry's leading developers and executives who can help you discover what is new, assist you in making the right choices for your institution, and show you ways to reduce costs and improve productivity. The Innovation & Networking Center will open with the President's Reception on Saturday afternoon, which is always a highly anticipated event where you can see new products launched. On Sunday and Monday, join luminary faculty during the session breaks on the exhibit floor for intimate Q&A sessions in two separate Chalk Talk theaters on the show floor.

Research is the heart of every ASE Scientific Sessions.

A showcase of electronic posters will feature investigators from around the world presenting cutting-edge research on the latest advances in cardiovascular ultrasound on Sunday and Monday in the Innovation & Networking Center. Gain firsthand knowledge and insight from interacting with the scientific investigators.

New this year, we will offer three locations for Science and Technology Theaters. This allows for more opportunities to learn the latest information on advances in technology and practice. Two theaters will be located in the Innovation & Networking Center and one will be in a larger session room.

These industry-supported sessions are independently planned and are not a part of the official ASE 31st Annual Scientific Sessions as planned by the Program Committee or in any way directly endorsed or affiliated with ASE. These sessions are not included in the ASE approved CME credit.

"I was honored to receive the ASE Foundation Top Investigator Travel Grant to present my research at ASE 2019. It was a great opportunity to connect with other young investigators, as well as leaders in the field from around the world and learn about novel ideas and future direction of echocardiography."

*Anahita Ghorbani, MD, MPH,
ASE 2019 Top Investigator Award Winner*

CALL FOR SCIENCE AND CASES

ASE 2020 is the premier meeting to present your cutting-edge research on the latest advances in cardiovascular ultrasound and cases illustrating evolutions in patient care. Presenters benefit from feedback and mentoring opportunities with global experts in cardiovascular imaging research and clinical care, as well as low conference registration fees. Exceptional research will be recognized throughout the conference, including the annual **Arthur E. Weyman Young Investigator's Award Competition** for investigators under the age of 40, and the **Brian Haluska Sonographer Research Award Competition** for non-physician investigators. Travel awards for the best researchers around the globe, including the Alan S. Pearlman Research Award, the Top 20 abstract presenters, and the TomTec Innovator Research Travel Grant are also recognized.

This marks the first year that investigators may submit Original Science and Cases with Veterinary subject matter, with the introduction of **Veterinary Clinical Cases** and **Veterinary / Comparative Medicine** categories. Don't miss your opportunity to be a part of the largest echocardiography conference in 2020. Submission is now open! Begin your submission today at ASEScientificSessions.org. **Deadline for submission is February 5, 2020.**

Abstracts are currently being accepted in the following categories:

CLINICAL CASES

- Adult Patient Cases
- Pediatric Patient Cases
- Veterinary Cases **NEW**

ORIGINAL SCIENCE: DISEASE/PATHOLOGY-BASED

- Adult Congenital Heart Disease
- Cardio-Oncology
- Diseases of the Aorta / Vascular Diseases
- Echocardiography in SOE / Arrhythmias / Atrial Function
- Echocardiography in Systemic Disease (DM, HTN, Obesity) / Pericardial Disease / Primary Myocardial Disease
- Ischemic Heart Disease
- Pediatric Heart Disease
- Valvular Heart Disease
- Veterinary / Comparative Medicine **NEW**

ORIGINAL SCIENCE: TECHNIQUE/PROCEDURE-BASED

- 3D Echocardiography
- Artificial Intelligence / Machine Learning
- Contrast Echocardiography
- Critical Care Ultrasound / Point of Care Ultrasound

- Doppler / Hemodynamics
- Intraprocedural Echocardiography (Operating Room and Interventional Lab) / TEE
- New Technology
- Quality / Practice Improvement **NEW**
- Value of Echocardiography (Quality and Cost) / Outcomes / Comparative Effectiveness
- Ventricular Function / Myocardial Mechanics

ASE 2020 MEETING APP

Stay up-to-date on the Scientific Sessions and all of ASE's live educational courses by downloading the free ASE Courses app. Find detailed information on each of ASE's events including faculty, agendas, exhibitors, networking events, and more. Use the app to create or sync your event schedule and receive notifications of special activities and sessions while on-site. The app is available for download on both Apple and Android devices. Simply search for "ASE Courses" in the Google Play or Apple stores.

GAYLORD ROCKIES RESORT & CONVENTION CENTER AND SURROUNDING AREA

With a convenient location on the edge of the Southern Rocky Mountains, Gaylord Rockies Resort & Convention Center offers a welcome reprieve from the norm. Only 8.5 miles from Denver International Airport (DEN), this property provides all the amenities you need to relax and unwind after attending a day of educational sessions. Indulge in self-care at the Relâche Spa & Salon or enjoy the indoor and outdoor water features, complete with a seasonal lazy river. Formal or casual dining just steps from your room with a multitude of restaurants serving everything from premium steaks to Asian fusion cuisine to ensure everyone finds something to please their palate. If you prefer to venture out, Aurora is home to a variety of shopping, dining locations, and outdoor activities.

With 300 days of sunshine a year, Colorado has a plentiful outdoor scene. From a variety of golf courses, to hiking and biking trails, to experiencing a concert at Red Rocks Park and Amphitheater while taking in mountain views, you may want to stay an extra day just to see it all.

To explore and learn more, visit VisitAurora.com or Denver.org.

FAMILY RESOURCES

Nursing Suites

A complimentary nursing suite will be available located close to sessions, offering mothers a comfortable and private setting. The room will have standard AC power outlets and USB charger ports, as well as access to a refrigerator, located nearby in the child care room.



Child Care

ASE is pleased to once again partner with Bigtime Kid Care and offer ASE 2020 attendees access to on-site child care. This service will be available from Saturday-Monday, and available for newborns to children age 12. This will be located in the Gaylord Rockies Resort & Convention Center, in close proximity to all sessions.

To learn more about child care and nursing suites at ASE 2020, as well as register for child care services, please visit the Family Resources page at ASEScientificSessions.org/FamilyResources.

HOUSING

ASE has secured a block of rooms at the Gaylord Rockies Resort & Convention Center at the discounted rate of \$245 (plus taxes and other applicable fees). Room rates will be subject to an additional discounted daily resort fee of \$20 (plus applicable taxes) per night. The resort fee covers several in-room amenities such as: high-speed internet in guest rooms, access to basketball and tennis courts, local, toll-free and domestic long-distance phone calls, complimentary use of hotel bicycles, two bottles of purified water, complimentary access to on property water amenities, and complimentary shuttle service from the closest RTD rail stop (61st & Pena Station).

To make reservations, please call 1-720-452-6900 and reference "ASE Attendee Housing" to obtain the conference pricing. Make reservations online by visiting: ASEScientificSessions.org/Housing. The room block will be held until **May 27, 2020**, or until the block is sold out. After this date, reservations will be accepted on a space-available basis. A major credit card is required to guarantee each reservation. Please check with the Gaylord Rockies Resort & Convention Center on cancellation policies.



Contact Us

American Society of Echocardiography
2530 Meridian Parkway, Suite 450
Durham, NC 27713
Phone: 919-861-5574 | Fax: 919-882-9900
ASEcho.org | ASEScientificSessions.org
ASEFoundation.org
Registrar@ASEcho.org

ASE MEMBERSHIP

Over 17,000 members turn to ASE as the voice in the cardiovascular ultrasound community and to provide resources that are vital to continued professional development. ASE serves its members in numerous ways by providing education, advocacy, research, practice guidelines, and a community for their profession. Member benefits include over \$750 of FREE CME credits a year, in addition to discounts on all ASE educational courses and products. Also included is a monthly subscription to the *Journal of the American Society of Echocardiography* (JASE), access to CASE, ASE's online case reports journal, help with coding and reimbursement issues, and other career resources.

For anyone who has never been a member of ASE, 2020 membership is included in the nonmember Scientific Sessions registration fees. The ASE membership will expire on December 31, 2020. A wealth of online tutorials, webinars, and other educational activities make membership attractive to echo enthusiasts located around the world. To see the extensive member benefits, please visit ASEcho.org.



Register for the ASE 31st Annual Scientific Sessions by visiting ASEScientificSessions.org.

ASE 2020 Scientific Sessions will be held at the Gaylord Rockies Resort & Convention Center, located at 6700 N Gaylord Rockies Boulevard, Aurora, CO 80019, just minutes from the Denver International Airport (DEN).

ASE 2020 REGISTRATION RATES

Your ASE 2020 registration fee includes CME/MOC credit, admission to the Innovation and Networking Center, breakfast, coffee breaks, and President's Reception. If you are an ASE member and have not renewed your membership for 2020, renew today so you can register at the member rate and SAVE.

| Category | ASE Member* Through May 19 | ASE Member* Bundle with Online Library Through May 19 | ASE Member* After May 19 | ASE Member* Bundle with Online Library After May 19 | Nonmember* Through May 19 | Nonmember* Bundle with Online Library Through May 19 | Nonmember* After May 19 | Nonmember* Bundle with Online Library After May 19 |
|--|----------------------------------|--|-----------------------------|--|---|---|----------------------------|---|
| Physician/ Scientist | \$940 | \$1,120 | \$1,040 | \$1,220 | \$1,285 | \$1,465 | \$1,385 | \$1,565 |
| Sonographer/ Allied Health/ Veterinarian | \$580 | \$760 | \$680 | \$860 | \$820 | \$1,000 | \$920 | \$1,100 |
| Fellow in Training | \$350 | \$530 | \$450 | \$630 | \$495 | \$675 | \$595 | \$775 |
| Student Sonographer/ Allied Health | \$335 | \$515 | \$435 | \$615 | \$495 | \$675 | \$595 | \$775 |
| Abstract Presenter** | \$310 | \$490 | \$410 | \$590 | \$520 | \$700 | \$620 | \$800 |
| Special Registrations | Rates Through May 19 | Bundle with Online Library Through May 19 | Rates After May 19 | Bundle with Online Library After May 19 | | | | |
| One Day Rate | \$240 | \$420 | \$340 | \$520 | ASE membership not included in this registration. | | | |
| Two Day Rate | \$470 | \$650 | \$570 | \$750 | ASE membership not included in this registration. | | | |
| Active Military | \$335 | \$515 | \$435 | \$615 | ASE membership not included in this registration. | | | |
| Corporate/ Industry/Other | \$1,285 | \$1,465 | \$1,385 | \$1,565 | ASE membership not included in this registration. | | | |

* On-site registration is available, but beginning June 19, 2020, all fees will increase by an additional \$125.

****IMPORTANT NOTE FOR ABSTRACT PRESENTERS:** If you are submitting an abstract for ASE 2020 and wish to receive the discounted rate for abstract presenters, please do not register prior to receiving acceptance notification on March 13, 2020. No refunds will be given for registrations made prior to notification. If you will be serving as faculty at the Scientific Sessions, please do not register as there will be a separate process.

The **ASE 2020 Conference Online Library** is \$199 if purchased separately from a registration. The price will increase after the conference to \$299 for ASE members and \$399 for nonmembers. The Library includes unlimited online access, for three years, to the 2020 Scientific Sessions including live audio, screen capture with animation, mouse pointer and embedded video, and downloadable content.



ASE Foundation

American Society of Echocardiography
2530 Meridian Parkway, Suite 450
Durham, NC 27713

EARLY REGISTRATION ENDS MAY 19, 2020. REGISTER TODAY!

ASE 2020

THE NEXT
MILLENNIUM

Scientific Sessions

**Gaylord Rockies Resort &
Convention Center
Denver, Colorado**

June 19-22, 2020

ASEScientificSessions.org