

SATURDAY, AUGUST 8 10:30 AM – 7:30 PM ET

	10:30 – 11:00 AM ET	11:00 AM – 12:30 PM ET	12:30 – 1:30 PM ET	1:30 – 2:30 PM ET	2:30 – 3:00 PM ET	3:00 – 4:00 PM ET	4:00 – 5:00 PM ET	5:00 – 5:30 PM ET	5:30 – 6:30 PM ET	6:30 – 7:30 PM ET	
EXHIBIT HALL OPEN											
CHANNEL DISCOVERY Future of Echo				S Chalk Talks Doppler (1:30 – 2:00 PM) & Echo in Pulmonary Hypertension (2:00 – 2:30 PM)			S Episode of Care 1: Coronary Disease (4:00 – 5:30 PM)				
CHANNEL EXPLORER Progress in Science and Technology	S STATE OF ASE Madhav Swaminathan, MD, FASE	S AI and What it Means to You Gardin Lecture Laurie Yoler	VISIT EXHIBIT HALL	P 50 Shades of Grey (Scale) in Peri-Procedural Imaging	VISIT EXHIBIT HALL	SCIENCE & TECHNOLOGY THEATER	IT Active Echocardiography: Advances in Ultrasound Therapeutics Kalmanson Lecture Brian Fowlkes, PhD	VISIT EXHIBIT HALL	SCIENCE & TECHNOLOGY THEATER	MEMBER HAPPY HOUR – VIRTUAL SOCIAL GATHERING	
CHANNEL GUIDEPOINT Guidelines and Best Practice	ASE INCOMING PRESIDENTIAL ADDRESS Judy Hung, MD, FASE			V Simulated Heart Valve Team Cases Discussion - Mitral							E Educator Summit: Contrast and Competency
CHANNEL INSIGHT Pediatrics		PC Stronger Together and on the Horizon		PC Renaissance in Cardiac Imaging to Assist Cardiac Interventions (ASE/EACVI Joint Session)							PC Quality and Value Summit

CIRCULATION (C)
EARLY CAREER (EC)

IMAGING ESSENTIALS (E)
INNOVATION/TECHNOLOGY (IT)

ISCHEMIA (I)
MYOCARDIUM/FUNCTION (M)

PEDIATRIC/CONGENITAL (PC)
PERIOPERATIVE (P)

POINT OF CARE (POC)
SPECIAL SESSIONS (S)

VALVES (V)



BASIC



BASIC/INTERMEDIATE



INTERMEDIATE



INTERMEDIATE/ADVANCED



ADVANCED



BASIC/INTERMEDIATE/ADVANCED

SUNDAY, AUGUST 9 11:00 AM – 8:00 PM ET

	11:00 – 11:25 AM ET	11:00 AM – 12:30 PM ET	12:30 – 1:30 PM ET	1:30 – 2:30 PM ET	2:30 – 3:00 PM ET	3:00 – 4:00 PM ET	4:00 – 5:00 PM ET	5:00 – 5:30 PM ET	5:30 – 6:30 PM ET	6:30 – 7:00 PM ET	7:00 – 8:00 PM ET
EXHIBIT HALL OPEN											
CHANNEL DISCOVERY Future of Echo				▲ Episode of Care 2: Mitral Valve Disease (1:00 – 2:30 PM)			▲ Chalk Talks: Contemporary Evaluation of Valve Disease (4:00 – 4:30 PM) & Fundamentals and Applications of Strain (4:30 – 5:00 PM)		▲ Episode of Care 3: MCS – Transplant (5:00 – 6:30 PM)		
CHANNEL EXPLORER Progress in Science and Technology	★ 31 ST ANNUAL EDLER LECTURE The Role of Imaging Today for Developing Drugs of Tomorrow <i>Jonathan Lindner, MD, FASE</i>	★ ECHO AND COVID		★ Arthur E. Weyman YIA Competition and 21 ST Annual Feigenbaum Lecture <i>Shelby Kutty, MD, PhD, MHCM, FASE</i> (1:30 – 3:00 PM)	VISIT EXHIBIT HALL	VISIT EXHIBIT HALL	◆ Echo Technology at the Cutting Edge of Knowledge <i>Kerber Lecture Julius Gardin, MD, FASE</i>	VISIT EXHIBIT HALL	▲ Inflammatory Cardiovascular Diseases <i>(ASE/JSE Joint Session)</i>	RISING STAR HAPPY HOUR / LEADERSHIP ACADEMY / VIRTUAL SOCIAL GATHERING	SCIENCE & TECHNOLOGY THEATER
CHANNEL GUIDEPOINT Guidelines and Best Practice				◆ Cardio-Oncology in the Real World <i>(ASE/EACVI Joint Session)</i>			▲ Echo in Acute Myocardial Infarction: From Diagnosis to Therapy		◆ HFpEF: Everything You Need to Know... and More		
CHANNEL INSIGHT Pediatrics	◆ Fetal Symposium: Current and Upcoming Strategies in Management of Fetal Cardiac Disease			◆ Challenging Cases: Fetus to Adults with Congenital Heart Disease			◆ Imaging Solutions to Clinical Conundrums in Congenital Heart Disease		◆ Multimodality Imaging from Fetus to Young Adults		

CIRCULATION (C)
EARLY CAREER (EC)

IMAGING ESSENTIALS (E)
INNOVATION/TECHNOLOGY (IT)

ISCHEMIA (I)
MYOCARDIUM/FUNCTION (M)

PEDIATRIC/CONGENITAL (PC)
PERIOPERATIVE (P)

POINT OF CARE (POC)
SPECIAL SESSIONS (S)

VALVES (V)



BASIC



BASIC/INTERMEDIATE



INTERMEDIATE



INTERMEDIATE/ADVANCED



















ADVANCED



BASIC/INTERMEDIATE/ADVANCED

MONDAY, AUGUST 10 11:00 AM – 6:00 PM ET

	11:00 AM – 12:00 PM ET	12:00 – 12:30 PM ET	12:30 – 1:30 PM ET	1:30 – 3:00 PM ET	3:30 – 4:30 PM ET	4:30 – 5:00 PM ET	5:00 – 6:00 PM ET
EXHIBIT HALL OPEN							
CHANNEL DISCOVERY Future of Echo	 Stress Echo: Beyond the Borders	VISIT EXHIBIT HALL	 Value Summit: A Business Primer for the Echo Community	VISIT EXHIBIT HALL	 Value Summit: Practical Approaches for Achieving Value in Echocardiography	VISIT EXHIBIT HALL	 Emerging Concepts & Novel Techniques
CHANNEL EXPLORER Progress in Science and Technology	 Simulated Heart Valve Team Cases Discussion: Tricuspid		 Update on Infiltrative Cardiomyopathies		 Innovation in POCUS: A Case-based Approach		 Brian Haluska Sonographer Research Award Competition
CHANNEL GUIDEPOINT Guidelines and Best Practice	 Cardiac Function Assessment and Outcomes		 Circulation: A Cross Section		 Echo in Women		 Dual Perspectives: Early Career
CHANNEL INSIGHT Right Ventricle	 Multimodality Right Ventricle		 Right Heart Valve Disease: Tricuspid Regurgitation and Pulmonary Regurgitation		 The Right Stuff!		 This Just Ain't Right: Right Sided Valve and Ventricular Interventions

CIRCULATION (C)
EARLY CAREER (EC)

IMAGING ESSENTIALS (E)
INNOVATION/TECHNOLOGY (IT)

ISCHEMIA (I)
MYOCARDIUM/FUNCTION (M)

PEDIATRIC/CONGENITAL (PC)
PERIOPERATIVE (P)

POINT OF CARE (POC)
SPECIAL SESSIONS (S)

VALVES (V)

● BASIC

■ BASIC/INTERMEDIATE

▲ INTERMEDIATE

◆ INTERMEDIATE/ADVANCED

◆ ADVANCED

★ BASIC/INTERMEDIATE/ADVANCED