

SATURDAY, AUGUST 8 10:30 AM – 7:30 PM ET

	10:30 – 11:00 AM ET	11:00 AM – 12:30 PM ET	12:30 – 1:30 PM ET	1:30 – 2:30 PM ET	2:30 – 3:00 PM ET	3:00 – 4:00 PM ET	4:00 – 5:00 PM ET	5:00 – 5:30 PM ET	5:30 – 6:30 PM ET
EXHIBIT HALL OPEN									
CHANNEL DISCOVERY Future of Echo				S Chalk Talks Doppler (1:30 – 2:00 PM) & Echo in Pulmonary Hypertension (2:00 – 2:30 PM)			S Episode of Care 1: Coronary Disease (4:00 – 5:30 PM)		
CHANNEL EXPLORER Progress in Science and Technology	S STATE OF ASE <i>Madhav Swaminathan, MD, FASE</i>	S AI and What it Means to You <i>Gardin Lecture Laurie Yoler</i>	VISIT EXHIBIT HALL	P 50 Shades of Grey (Scale) in Peri-Procedural Imaging	VISIT EXHIBIT HALL	SCIENCE & TECHNOLOGY THEATER: LANTHEUS MEDICAL IMAGING	IT Active Echocardiography: Advances in Ultrasound Therapeutics <i>Kalmanson Lecture Brian Fowlkes, PhD, FAIUM</i>	VISIT EXHIBIT HALL	ASE HAPPY HOUR AND COUNCIL NETWORKING
CHANNEL GUIDEPOINT Guidelines and Best Practice	ASE INCOMING PRESIDENTIAL ADDRESS <i>Judy Hung, MD, FASE</i>			V Simulated Heart Valve Team Cases Discussion - Mitral			E Educator Summit: Contrast and Competency		VIRTUAL SOCIAL GATHERING
CHANNEL INSIGHT Pediatrics		PC Stronger Together and On the Horizon		PC Renaissance in Cardiac Imaging to Assist Cardiac Interventions <i>(ASE/EACVI Joint Session)</i>			PC Quality and Value Summit		

CIRCULATION (C)
EARLY CAREER (EC)

IMAGING ESSENTIALS (E)
INNOVATION/TECHNOLOGY (IT)

ISCHEMIA (I)
MYOCARDIUM/FUNCTION (M)

PEDIATRIC/CONGENITAL (PC)
PERIOPERATIVE (P)

POINT OF CARE (POC)
SPECIAL SESSIONS (S)

VALVES (V)



BASIC



BASIC/INTERMEDIATE



INTERMEDIATE



INTERMEDIATE/ADVANCED

















ADVANCED



BASIC/INTERMEDIATE/ADVANCED

SUNDAY, AUGUST 9 11:00 AM – 8:00 PM ET

	11:00 – 11:25 AM ET	11:25 AM – 12:30 PM ET	12:30 – 1:30 PM ET	1:30 – 2:30 PM ET	2:30 – 3:00 PM ET	3:00 – 4:00 PM ET	4:00 – 5:00 PM ET	5:00 – 5:30 PM ET	5:30 – 6:30 PM ET	6:30 – 7:30 PM ET
EXHIBIT HALL OPEN										
CHANNEL DISCOVERY Future of Echo				 Episode of Care 2: Mitral Valve Disease (1:00 – 2:30 PM)			Chalk Talks: Contemporary Evaluation of Valve Disease (4:00 – 4:30 PM) & Fundamentals and Applications of Strain (4:30 – 5:00 PM)		 Episode of Care 3: MCS – Transplant (5:00 – 6:30 PM)	NETWORKING HAPPY HOUR
CHANNEL EXPLORER Progress in Science and Technology	 31ST ANNUAL EDLER LECTURE The Role of Imaging Today for Developing Drugs of Tomorrow <i>Jonathan Lindner, MD, FASE</i>	 ECHO AND COVID	VISIT EXHIBIT HALL	 Arthur E. Weyman YIA Competition and 21 st Annual Feigenbaum Lecture <i>Shelby Kutty, MD, PhD, MHCM, FASE</i> (1:30 – 3:00 PM)	VISIT EXHIBIT HALL	SCIENCE & TECHNOLOGY THEATER: BRACCO DIAGNOSTICS	 Echo Technology at the Cutting Edge of Knowledge <i>Kerber Lecture Julius Gardin, MD, FASE</i>	VISIT EXHIBIT HALL	 Inflammatory Cardiovascular Diseases (ASE/JSE Joint Session)	ASK THE LUMINARIES
CHANNEL GUIDEPOINT Guidelines and Best Practice				 Cardio-Oncology in the Real World (ASE/EACVI Joint Session)			 Echo in Acute Myocardial Infarction: From Diagnosis to Therapy		 HFpEF: Everything You Need to Know... and More	WOMEN IN ECHO
CHANNEL INSIGHT Pediatrics	 Fetal Symposium: Current and Upcoming Strategies in Management of Fetal Cardiac Disease			 Challenging Cases: Fetus to Adults with Congenital Heart Disease			 Imaging Solutions to Clinical Conundrums in Congenital Heart Disease		 Multimodality Imaging from Fetus to Young Adults	EMERGING ECHO ENTHUSIASTS (E3) AND EARLY CAREER RESEARCH

CIRCULATION (C)
EARLY CAREER (EC)

IMAGING ESSENTIALS (E)
INNOVATION/TECHNOLOGY (IT)

ISCHEMIA (I)
MYOCARDIUM/FUNCTION (M)

PEDIATRIC/CONGENITAL (PC)
PERIOPERATIVE (P)

POINT OF CARE (POC)
SPECIAL SESSIONS (S)

VALVES (V)



BASIC



BASIC/INTERMEDIATE



INTERMEDIATE



INTERMEDIATE/ADVANCED



















ADVANCED



BASIC/INTERMEDIATE/ADVANCED

MONDAY, AUGUST 10 11:00 AM – 6:00 PM ET

	11:00 AM – 12:00 PM ET	12:00 – 12:30 PM ET	12:30 – 1:30 PM ET	1:30 – 3:00 PM ET	3:30 – 4:30 PM ET	4:30 – 5:00 PM ET	5:00 – 6:00 PM ET
EXHIBIT HALL OPEN							
CHANNEL DISCOVERY Future of Echo	 Stress Echo: Beyond the Borders	VISIT EXHIBIT HALL	 Value Summit: A Business Primer for the Echo Community	VISIT EXHIBIT HALL	 Value Summit: Practical Approaches for Achieving Value in Echocardiography	VISIT EXHIBIT HALL	 Emerging Concepts & Novel Techniques
CHANNEL EXPLORER Progress in Science and Technology	 Simulated Heart Valve Team Cases Discussion: Tricuspid		 Update on Infiltrative Cardiomyopathies		 Innovation in POCUS: A Case-based Approach		 Brian Haluska Sonographer Research Award Competition
CHANNEL GUIDEPOINT Guidelines and Best Practice	 Cardiac Function Assessment and Outcomes		 Circulation: A Cross Section		 Echo in Women		 Dual Perspectives: Early Career
CHANNEL INSIGHT Right Ventricle	 Multimodality Right Ventricle		 Right Heart Valve Disease: Tricuspid Regurgitation and Pulmonary Regurgitation		 The Right Stuff!		 This Just Ain't Right: Right Sided Valve and Ventricular Interventions

CIRCULATION (C)
EARLY CAREER (EC)

IMAGING ESSENTIALS (E)
INNOVATION/TECHNOLOGY (IT)

ISCHEMIA (I)
MYOCARDIUM/FUNCTION (M)

PEDIATRIC/CONGENITAL (PC)
PERIOPERATIVE (P)

POINT OF CARE (POC)
SPECIAL SESSIONS (S)

VALVES (V)



BASIC



BASIC/INTERMEDIATE



INTERMEDIATE



INTERMEDIATE/ADVANCED



ADVANCED



BASIC/INTERMEDIATE/ADVANCED